

ANANTARA
HOTELS • RESORTS • SPAS

AVANI
Hotels & Resorts

elewana
— COLLECTION —

OAKS
HOTELS • RESORTS • SUITES

NH
HOTELS


NH COLLECTION
HOTELS

nhow
HOTELS

TIVOLI
HOTELS & RESORTS

Job Aids

- General Ledger
 - Financial Statements

1. Document History

Version	Date	Modifications
V1.0	May 1st, 2014	
V2.0	September 19, 2023	

2. Processes and Transactions

- Financial Statement

– Financial Statement

S_ALR_87012284

3. Roles








- GL Supervisor

4. Process Execution in SAP

Display of balance and P&L can be done through S_ALR_87012284.

Below are detailed the fields that must be filled out for the correct use of the transaction and display of the reports. Besides showing the data of the current fiscal year, it is possible to compare it with the chosen fiscal year. It is also possible to filter the results and select only certain data.

S_ALR_87012284

Financial Statements			
			
G/L account selection			
Chart of accounts	<input type="text"/>	to	<input type="text"/> 
G/L account	<input type="text"/>	to	<input type="text"/> 
Company code	ES10 	to	<input type="text"/> 
Selection using search help			
Search help ID	<input type="text"/>		
Search string	<input type="text"/>		
 Search help			
Transaction Figures Selection			
Business area	<input type="text"/>	to	<input type="text"/> 
Currency type	<input type="text"/>		
Ledger	<input type="text"/>		
<div> <div>Further Selections</div> <div>Special evaluations</div> <div>Output Control</div> </div>			
Financial statement version	NH00	Language	EN
Reporting year	2023		
Reporting periods	1	to	16
Comparison year	2022		
Comparison periods	1	to	16
Plan Version	<input type="text"/>		
List output			
<input checked="" type="radio"/> Classical list			
<input type="radio"/> ALV grid control		Layout <input type="text"/>	
<input type="radio"/> ALV Tree Control		Layout <input type="text"/>	
<input type="checkbox"/> As structured balance list			

Indicator/Field	Brief Explanation
Company Code	Mandatory.
Business area	Optional. It is possible to display the balance of a Business Area or a range of Business Areas.
Currency type	Optional. If this is not filled the report will be displayed using the company code currency. If number 30 is informed, the report will be displayed using group currency (EUR).
Financial statement version	Mandatory. 1) NH00: Balance NH 2) NH03: Profit and Loss Statement NH Hotels 3) NH04: Financial Statements NH Hotels
Reporting year	Mandatory.
Reporting periods	Mandatory.
Comparison year	Mandatory.
Comparison periods	Mandatory.

Special Valuations:

Further Selections **Special evaluations** Output Control

Balance sheet type

☐ Alternative account number

☐ Extrapolation of P+L values

☐ Accounts with zero balance

☐ Deletion flag

Display currency

Key date for translation

Exch.rate type for translation

☐ Alternative period selection

Calendar reporting period to

Comparison calendar period to

Extract to consolidation

☐ Extract to SAP-EIS

☐ Inflation adjust. comp. period

☐ Choose Closing/Opening Balances

Indicator/Field	Brief Explanation
Balance sheet type	It should always be 1
Alternative account number	Local account country, for multiledger countries as Portugal.


Extrapolation of P+L values	The presumed total annual amount is calculated for the P+L accounts. The calculation is made according to the following formula: Balance = (balance * 12) / number of periods
Accounts with zero balance	Accounts which have a zero balance in the reporting and comparison period are also printed
Deletion flag	Accounts with a delete flag are also processed
Display currency	If you specify a currency key, all amounts are translated into this currency
Key data for translation	The exchange rate valid on this date is used for currency translation
Exchange rate type for translation	

Output control:

Further Selections Special evaluations **Output Control**

Company code summarization	1
Business area summarization	2
Summary report	
Comparison type	1
Scaling	0 / 0
<input type="checkbox"/> List separation requested	
<input type="checkbox"/> Print microfiche line	
Additional heading	
Start page numbering	1
Print on form	
on printer	


Indicator/Field	Brief Explanation
Company code summarization	The following entries are possible: 1- Balance sheet per company code. 2- Aggregated Balance: Balance Status Change at Company Code Level. 3- Aggregated Balance: Balance Status Change at Account Level.
Business area summarization	The following entries are possible: 1- Balance sheet per business area. 2- Balance sheet with account display per business area. 3- Balance sheet with act display summarized for all business areas.

After all the data has been filled out, we can proceed and execute the report by clicking .

The report displayed for financial statement version NH00 will be as follows:

NH HOTEL GROUP, S.A			NH Balance Sheet		Time 15:02:05		Date 19.09.2023	
MADRID			Ledger 0L		RFBILA00/XACCS000057		Page 1	
Company code ES01 Business area ****			Amounts in EUR					
C	Comp	Bus.	Texts	Reporting period	Comparison period	Absolute	Rel	Sum
F	code	area		(01.2023-08.2023)	(01.2023-07.2023)	difference	dif	lev
			ASSETS					
	ES01	0014	21400000 RIGHTS OF BENEFICIAL USE	32.478.756,53	32.478.756,53	0,00		
			RIGHTS_BENEF_USE - RIGHTS OF BENEFICIAL USE	32.478.756,53	32.478.756,53	0,00		*4*
	ES01	9039	21100000 CONCESSIONS AND LICENCES	122.180,50	122.180,50	0,00		
	ES01	9825	21100000 CONCESSIONS AND LICENCES	38.436,86	38.436,86	0,00		
	ES01	9039	21200000 PATENTS TRADEMARKS AND KNOW-HOW	1.529.382,73	1.529.382,73	0,00		
	ES01	9825	21200000 PATENTS TRADEMARKS AND KNOW-HOW	7.500,00	7.500,00	0,00		
			PAT_TRADEM_KH - PATENTS, TRADEMARKS AND	1.697.500,09	1.697.500,09	0,00		*4*
			KNOWHOW					
	ES01	0014	21500000 SOFTWARE	7.754,00	7.754,00	0,00		
	ES01	0019	21500000 SOFTWARE	15.304,00	15.304,00	0,00		
	ES01	5045	21500000 SOFTWARE	6.173,24	6.173,24	0,00		
	ES01	9039	21500000 SOFTWARE	116.228.425,59	115.538.915,07	689.510,52	0,6	
	ES01	9825	21500000 SOFTWARE	14.960,45	14.960,45	0,00		
			SOFTWARE - SOFTWARE	116.272.617,28	115.583.106,76	689.510,52	0,6	*4*
	ES01	9039	28110000 CONCESSIONS AND LICENCES ACCUM AMORTISA	27.846,98-	27.643,25-	203,73-	0,7-	
	ES01	9825	28110000 CONCESSIONS AND LICENCES ACCUM AMORTISA	7.174,90-	7.110,84-	64,06-	0,9-	
	ES01	9039	28120000 PATENTS TRADEMARKS AND KNOW-HOW ACCUM A	1.187.513,28-	1.167.357,71-	20.155,57-	1,7-	
	ES01	9825	28120000 PATENTS TRADEMARKS AND KNOW-HOW ACCUM A	7.500,00-	7.500,00-	0,00		
	ES01	0014	28140000 RIGHTS OF BENEFICIAL USE ACCUM AMORTISA	31.097.840,39-	30.972.302,56-	125.537,83-	0,4-	
	ES01	0014	28150000 SOFTWARE ACCUM AMORTISATION	7.754,00-	7.754,00-	0,00		
	ES01	0019	28150000 SOFTWARE ACCUM AMORTISATION	15.304,00-	15.238,17-	65,83-	0,4-	
	ES01	5045	28150000 SOFTWARE ACCUM AMORTISATION	4.716,40-	4.613,50-	102,90-	2,2-	
	ES01	9039	28150000 SOFTWARE ACCUM AMORTISATION	97.706.227,41-	96.749.505,59-	956.721,82-	1,0-	
	ES01	9825	28150000 SOFTWARE ACCUM AMORTISATION	14.960,45-	14.960,45-	0,00		
			AMORT_IA - ACCUMULATED AMORTIZATION OF	130.076.837,81-	128.973.986,07-	1.102.851,74-	0,9-	*4*
			INTANGIBLE ASSETS					
			IFA - INTANGIBLE FIXED ASSETS	20.372.036,09	20.785.377,31	413.341,22-	2,0-	*3*
	ES01	0014	28212000 BUILDINGS RIGHTS OF USE ACCUMULATED DEP	431.258,58-	422.967,29-	8.291,29-	2,0-	
	ES01	0019	28212000 BUILDINGS RIGHTS OF USE ACCUMULATED DEP	40.703.288,90-	40.694.939,38-	8.349,52-		
	ES01	5045	28212000 BUILDINGS RIGHTS OF USE ACCUMULATED DEP	1.426.583,87-	1.388.298,01-	38.285,86-	2,8-	
	ES01	9039	28212000 BUILDINGS RIGHTS OF USE ACCUMULATED DEP	51.213.408,18-	50.944.469,66-	268.938,52-	0,5-	

The report displayed for financial statement version NH03 will be as follows:

Financial Statements							
 Business Area							
NH Managerial P&L							
OL	Ledger						
10	Currency type Company code currency						
EUR	Amounts in European Euro						
2023.01 - 2023.08	Reporting periods						
2023.01 - 2023.07	Comparison periods						
CoCd	BusA	Account	Altern. Account	Text for B/S P&L Item	Total report.per.	tot.cmp.pr	Absolute difference
ES01	****	70000000		70000000 ROOM SALES	17.323.890,60-	15.659.383,52-	1.664.507,08-
				ROOMS_REV - ROOMS REVENUE	17.323.890,60-	15.659.383,52-	1.664.507,08-
ES01	****	70521000		70521000 NO SHOWS INCOME	238.198,16-	223.258,65-	14.939,51-
				DAY_NSHOW - DAY USE & NO SHOW	238.198,16-	223.258,65-	14.939,51-
				ACCOMODAT - ACCOMODATION	17.562.088,76-	15.882.642,17-	1.679.446,59-
ES01	****	70100000		70100000 BREAKFAST SALES	1.619.622,64-	1.434.621,45-	185.001,19-
				BF_SALES - BREAKFAST SALES	1.619.622,64-	1.434.621,45-	185.001,19-
ES01	****	70110000		70110000 RESTAURANT SALES FOOD	57.344,11-	49.229,13-	8.114,98-
ES01	****	70110001		70110001 RESTAURANT SALES BEVERAGE	15.387,43-	13.096,45-	2.290,98-
ES01	****	70110002		70110002 RESTAURANT 2 SALES FOOD	441.510,88-	398.406,04-	43.104,84-
ES01	****	70110003		70110003 RESTAURANT 2 SALES BEVERAGE	145.056,96-	131.212,38-	13.844,58-
ES01	****	70120000		70120000 BANQUETING SALES FOOD	1.308.906,34-	1.298.778,69-	10.127,65-
ES01	****	70120001		70120001 BANQUETING SALES BEVERAGE	274.202,86-	271.742,13-	2.460,73-
ES01	****	70140000		70140000 ROOM SERVICE SALES FOOD	36.653,20-	33.390,00-	3.263,20-
ES01	****	70140001		70140001 ROOM SERVICE SALES BEVERAGE	7.584,43-	6.933,45-	650,98-
ES01	****	70160000		70160000 BAR CAFE 1 SALES FOOD	64.482,87-	57.311,77-	7.171,10-
ES01	****	70160001		70160001 BAR CAFE 1 SALES BEVERAGE	193.062,80-	160.635,86-	32.426,94-
ES01	5045	70160002		70160002 BAR CAFE 2 SALES FOOD	164.980,62-	145.272,49-	19.708,13-
ES01	5045	70160003		70160003 BAR CAFE 2 SALES BEVERAGE	144.586,68-	129.074,70-	15.511,98-
ES01	****	70170000		70170000 MINIBAR SALES FOOD	14.052,76-	12.761,57-	1.291,19-
ES01	****	70170001		70170001 MINIBAR SALES BEVERAGE	41.576,53-	38.053,60-	3.522,93-
				RESTAU_RE - RESTAURANT REVENUEV	2.909.388,47-	2.745.898,26-	163.490,21-
ES01	****	70200000		70200000 ROOM RENT SALES	787.695,21-	780.301,91-	7.393,30-
ES01	****	70210000		70210000 AUDIOVISUAL RENTS	248.125,48-	246.989,98-	1.135,50-
				EVENTS - EVENTS	1.035.820,69-	1.027.291,89-	8.528,80-
ES01	****	70001000		70001000 TELEPHONE SALES	1.148,83-	1.026,93-	121,90-
				TELEPH_REV - TELEPHONE REVENUE	1.148,83-	1.026,93-	121,90-
ES01	****	70003000		70003000 PARKING SALES	238.914,07-	203.487,99-	35.426,08-
ES01	5045	70003001		70003001 PARKING SALES NON RESIDENTS	42.651,12-	36.932,03-	5.719,09-

The report displayed for financial statement version NH04 will be as follows:

Financial Statements							
Business Area							
NH Financial Statements							
OL 10 EUR 2023.01 - 2023.08 2022.01 - 2022.07		Ledger Currency type Company code currency Amounts in European Euro Reporting periods Comparison periods					
CoCd	BusA	Account	Altern. Account	Text for B/S P&L Item	Total report.per.	tot.cmp.pr	Absolute difference
				ASSETS - TOTAL ASSETS			
ES01	0014	21400000		21400000 RIGHTS OF BENEFICIAL USE	32.478.756,53	32.478.756,53	0,00
				RIGHTS_BENEF_USE - RIGHTS OF BENEFICIAL USE	32.478.756,53	32.478.756,53	0,00
ES01	****	21100000		21100000 CONCESSIONS AND LICENCES	160.617,36	160.617,36	0,00
ES01	****	21200000		21200000 PATENTS TRADEMARKS AND KNOW-HOW	1.536.882,73	1.345.204,98	191.677,75
				PAT_TRADEM_KH - PATENTS, TRADEMARKS AND KNOWH	1.697.500,09	1.505.822,34	191.677,75
ES01	****	21500000		21500000 SOFTWARE	116.272.617,28	106.273.782,81	9.998.834,47
				SOFTWARE - SOFTWARE	116.272.617,28	106.273.782,81	9.998.834,47
ES01	****	28110000		28110000 CONCESSIONS AND LICENCES ACCUM AMORTISATION	35.021,88-	31.540,70-	3.481,18-
ES01	****	28120000		28120000 PATENTS TRADEMARKS AND KNOW-HOW ACCUM AM...	1.195.013,28-	956.794,54-	238.218,74-
ES01	0014	28140000		28140000 RIGHTS OF BENEFICIAL USE ACCUM AMORTISATION	31.097.840,39-	29.465.848,58-	1.631.991,81-
ES01	****	28150000		28150000 SOFTWARE ACCUM AMORTISATION	97.748.962,26-	86.493.551,21-	11.255.411,05-
				AMORT_IA - ACCUMULATED AMORTIZATION OF INTAGI	130.076.837,81-	116.947.735,03-	13.129.102,78-
				IFA - INTANGIBLE FIXED ASSETS	20.372.036,09	23.310.626,65	2.938.590,56-
ES01	****	28212000		28212000 BUILDINGS RIGHTS OF USE ACCUMULATED DEPRECI...	93.774.539,53-	88.808.839,44-	4.965.700,09-
ES01	****	2821200I		2821200I BUILDINGS RIGHTS OF USE ACCUMULATED DEPRECA...	93.774.539,53	88.808.839,44	4.965.700,09
				AMORT_TAN_ROU - AMORTIZATION TANGIBLE RIGHT O	0,00	0,00	0,00
ES01	****	22102000		22102000 BUILDINGS RIGHTS OF USE	106.013.908,07	110.876.988,84	4.863.080,77-
ES01	****	2210200I		2210200I BUILDINGS RIGHTS OF USE	106.013.908,07-	110.876.988,84-	4.863.080,77
				TAN_ROU - TANGIBLE RIGHT OF USE	0,00	0,00	0,00
				ROUFA - RIGHT OF USE FIXED ASSETS	0,00	0,00	0,00
ES01	9825	22000000		22000000 LAND	31.321.702,43	31.321.702,43	0,00
				LAND - LAND	31.321.702,43	31.321.702,43	0,00
ES01	****	22100000		22100000 BUILDINGS	9.505.197,32	9.505.197,32	0,00
ES01	****	22101000		22101000 BUILDINGS IMPROVEMENTS	18.109.423,96	18.109.423,96	0,00
				BUILDING - BUILDING	27.614.621,28	27.614.621,28	0,00
ES01	****	22200000		22200000 TECHNICAL INSTALLATIONS AND MACHINERY	50.766.335,77	50.346.208,18	420.127,59
ES01	****	22300000		22300000 OTHER INSTALLATIONS	30.321,00	30.321,00	0,00
				TECH_MACHINERY - TECHNICAL, OTHER INSTALLATIO	50.796.656,77	50.376.529,18	420.127,59